

Lengua Extranjera. Inglés

UNIT 2. I am happy but sometimes sad too!

FICHA 2.1



Hello friends! How you can see every people it's different. For example I'm tall and thin but some of my friends are fat, small and good person of course. I am sure that you are a good person too. Be carefully when you do the activities because you must remember that the adjectives stay before the substantive.



READING TIP

Si dudas de algo, consulta los apuntes del libro mágico. Pero antes lee con precaución y atención.

1. Ahora lee el texto y fíjate bien en todas las palabras:

Boy: Oh! I find a small man.

With *strange clothes*.

Leprechaun: jejejeje! The strange are you! You see me well!

Boy: what do you do?

Leprechaun: I want to teach different things. I am small but my nose is long and I have a big hat. And I always am wearing green short trousers, red and white socks.

Boy: But you have a hat. Where is your hat?

Leprechaun: My hat is on my head.

Boy: Are you a magic man?

Leprechaun: No, I'm a Leprechaun but sometimes I am magic.

Boy: Ummm! Where is your family?

Leprechaun: My family is the world, the rainbow, the tree, the mountains, etc...



Lengua Extranjera. Inglés

UNIT 2. I am happy but sometimes sad too!

FICHA 2.2

2. Las siguientes frases sobre el texto están mal escritas. Escríbelas otra vez de modo que sean correctas.

1. The Leprechaun has got a big foot.

2. My family is on the bus.

3. I'm a good magic.

4. The Leprechaun isn't wearing a red and white socks.

5. Leprechaun isn't a strange man.

3. Crees que sabrías escribir estos adjetivos sin mirar el vocabulario de la unidad? ¡Inténtalo!



1 _____



2 _____



3 _____



4 _____



5 _____



6 _____



7 _____



8 _____



9 _____



10 _____



11 _____



12 _____


Lengua Extranjera. Inglés


UNIT 2. I am happy but sometimes sad too!


FICHA 2.3


4. ¡Muy bien! Ahora atrévete a practicar con el verbo "TO BE". Utiliza la forma correcta de este verbo en afirmativa y los diferentes adjetivos.

Ejemplo:

Mrs. Smith /  → Mrs. Smith is happy

1. John and Bob /  → _____

2. The singer /  → _____

3. My brother /  → _____

4. You /  → _____

5. I /  → _____

5. ¡Eureka! Veo que dominas ya el verbo TO BE. Mira las fotos y completa las frases con la forma correcta de este verbo. ¡Cuidado! Pueden ser oraciones afirmativas, negativas o interrogativas.



1. They _____ bad players.




4. The apple _____ in her hand.



2. This fish _____ awful.



5. The children _____ nice.



3. _____ the giraffes tall?



6. Leprechaun _____ small.

Lengua Extranjera. Inglés

UNIT 2. I am happy but sometimes sad too!

FICHA 2.4

6. Observa la foto y completa este texto con la forma correcta del verbo TO BE.



Hi! My name _____ Katie. I _____ eleven years old. I have got a lot of friends. Their names _____ John, Bob, Martin, Suelen, Maria and Jana. We live in a village near to Dublin. We _____ very happies because you want to learn with us.
 So I _____ a boy because I have got a long hair and I _____ wearing a skirt.
 I have got a cat. It _____ tall. My cat _____ very nice.
 You can see it. See you soon.



7. ¡Uff! Ya estamos un poco cansados, pero ánimo porque ya te queda poco y vas muy bien. Ahora mira el dibujo e intenta hacer preguntas y respuestas utilizando el verbo TO BE y alguno de los adjetivos y preposiciones que has aprendido.

Ejemplo:

The soldier / small

Is the soldier small? No, he isn't. he is tall



1. He / happy

2. It / awful

3. the soldier / on the table

4. It / big boy


Lengua Extranjera. Inglés

UNIT 2. I am happy but sometimes sad too!

FICHA 2.5


8. Lee las frases y une con flechas.

1. Peter is in the bed.
2. Bee is next to the table.
3. Mary is in her yellow car.
4. The dog is near to the tree.
5. The children are between the red lorries.
6. My cat is on a small ball.



9. ¡Fantástico ya vamos a terminar! Ahora fíjate bien en el texto porque después tendrás que hacer tú lo mismo. Se trata de escribir una carta a un amigo, presentándote. Observa:

Dear friend!
My name is Paul. I'm eleven years old. How old are you? I'm not very tall but I'm very happy because I play basketball. I have got one brother and two sisters.
I live in a flat near to the centre of my town. My town is very big. There are a lot of shops, cinemas, restaurant and parks to play.
Where do you live? I like to play basketball and football.
What are your hobbies?
Bye bye your friend Paul.



WRITING TIP
 Organizar bien el texto ayuda a mejorar tu redacción.

